



ParentVUE

FOR ACCESS TO STUDENT:

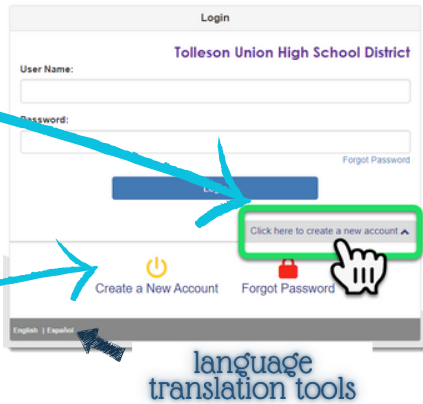
- Enrollment
- Information
- Grades
- Assignment Resources
- Teacher Communication

Are you enrolling a student in TUHSD for the very first time?

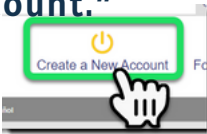


Scan this QR code to access the ParentVUE account creation page for new student enrollment or click here.

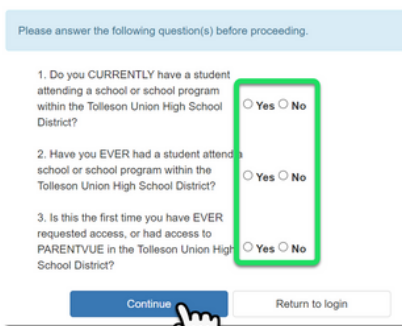
1 Select "Click here to create a new account."



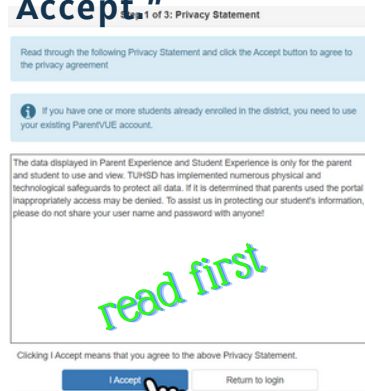
2 Click "Create a New Account."



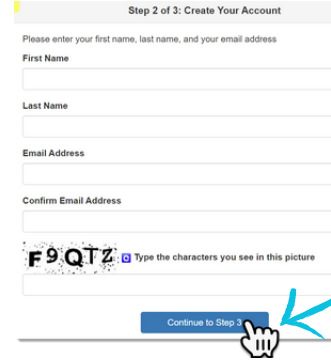
3 Answer the three questions and click "Continue."



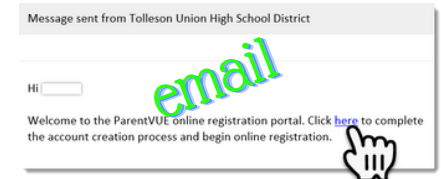
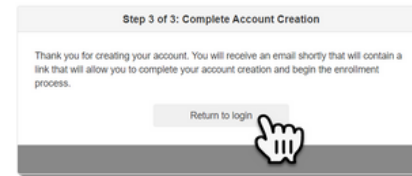
4 Read the Privacy Statement and click "I Accept."



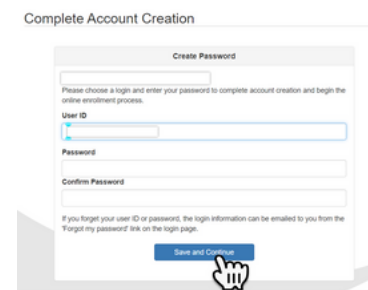
5 Create your account and click "Continue to Step 3."



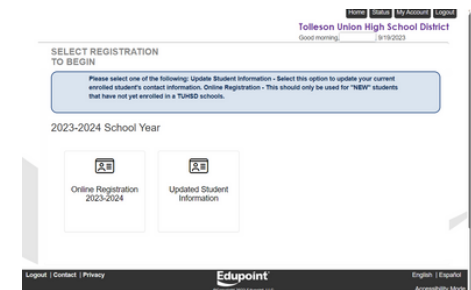
6 Open the ParentVUE Registration email you receive and click on the link to complete the registration process.



7 Create your username and password and click "Save and Continue."



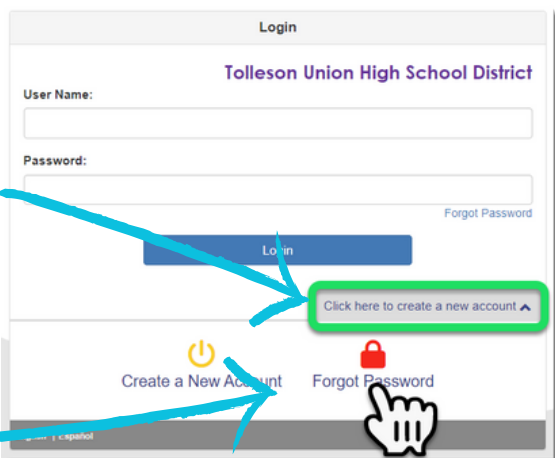
8 Click Online Registration to enroll your student in TUHSD.



If you have a student already enrolled in TUHSD, click Forgot Password instead of creating a new account.

1 Select "Click here to create a new account."

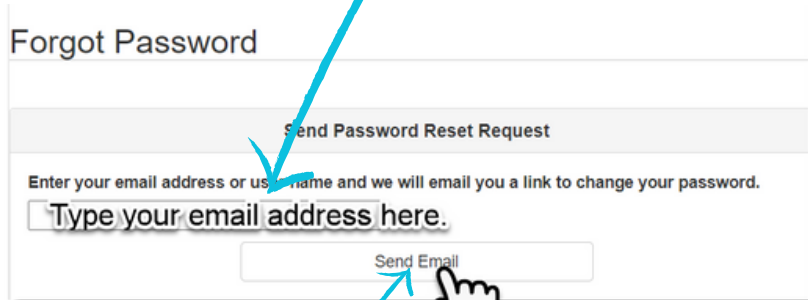
2 Click "Forgot Password."



IMPORTANT!

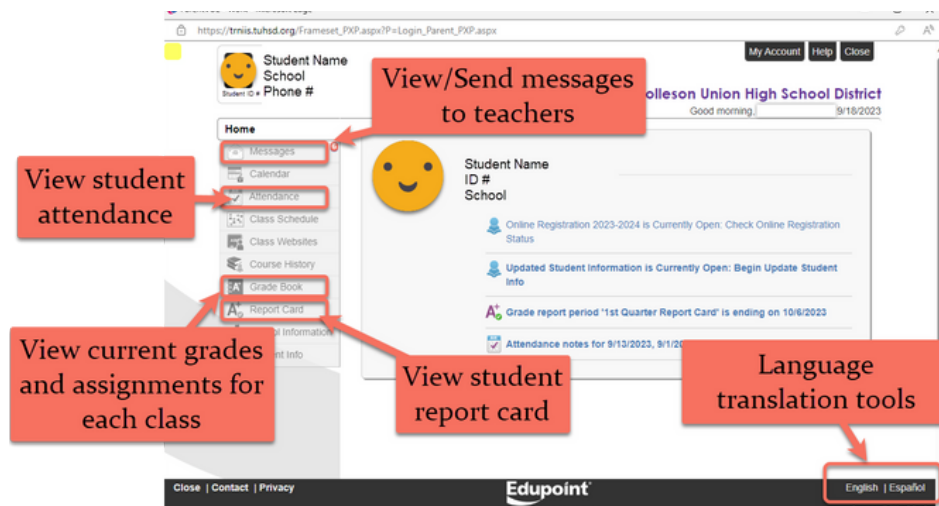
If you are having trouble creating an account or resetting your password, please contact the school for assistance.

3 Type your email address in the box.



4 Click "Send Email."

ParentVUE Screen



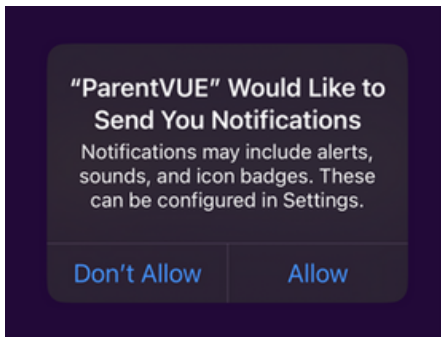
Download THE ParentVUE APP

1 Search for ParentVUE in your mobile app store.

2 Select the button to download the app.



3 Select your notification preferences.

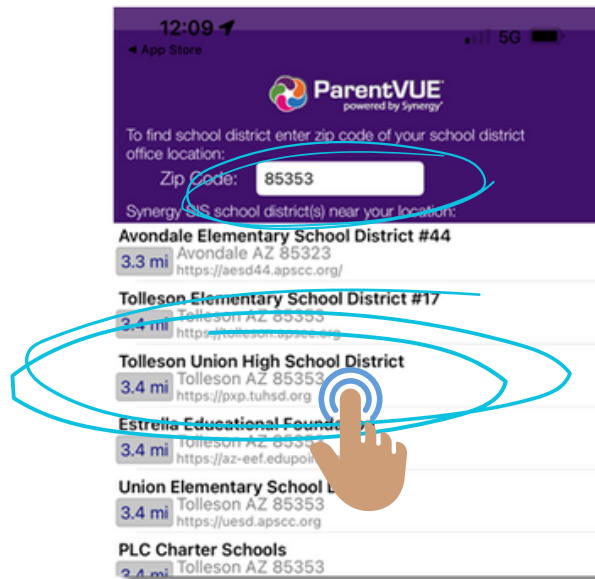


4 Swipe left on the screen as directed.

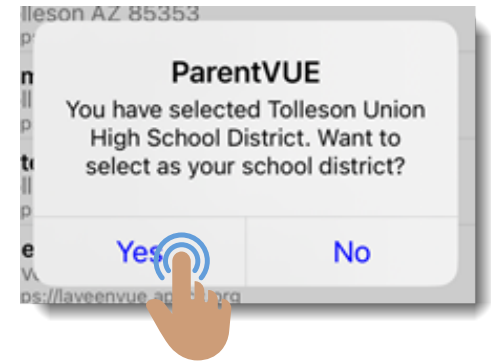


5 Type 85353 as the zip code.

6 Select Tolleson Union High School District from the list.



7 Confirm that Tolleson Union High School District was selected select "Yes."



8 If your account has already been created using the steps on pages 1 and 2, then, select "Already Activated."

